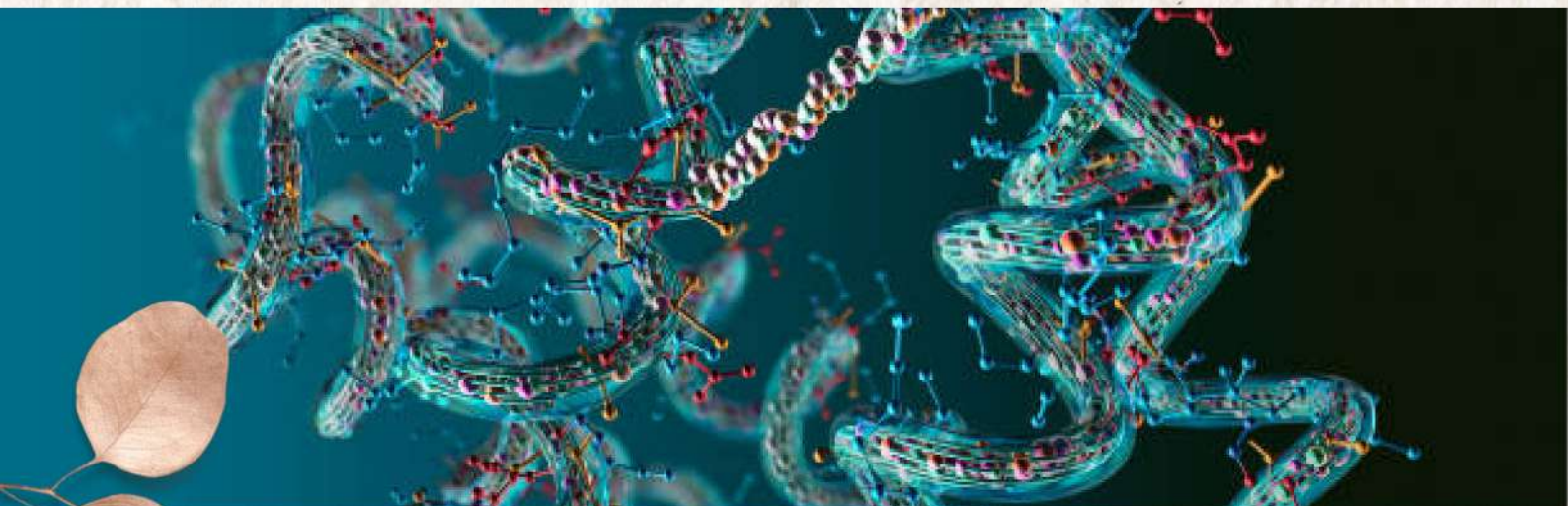




**Dr.Omics** Labs  
The Doctor of your DNA




# EXPLORING THE FRONTIERS OF DRUG DISCOVERY

A **6-MONTH** CADD INTERNSHIP IN  
INDUSTRIAL BIOINFORMATICS







## Welcome to Our Program

At Dr.Omics Labs, we're delighted to offer you an extraordinary journey into the world of Industrial Bioinformatics and Computer-Aided Drug Designing. Join us and make a significant impact on the future of drug discovery and bioinformatics research.




### *About us*

Dr.Omics Labs is a leading institution dedicated to advancing bioinformatics, genomics, and proteomics research. Their Industrial Bioinformatics Long-term Internship program provides a combination of coursework and hands-on project experience to equip individuals with the necessary skills and knowledge to excel in the field.

### Key Program Features

- Comprehensive coursework in CADD techniques.
  - Hands-on experience with cutting-edge software and tools.
  - Real-world drug design projects. and guidance to publish in Scopus indexed journal
  - HR sessions to get you ready for interviews.
-



# Coursework Overview



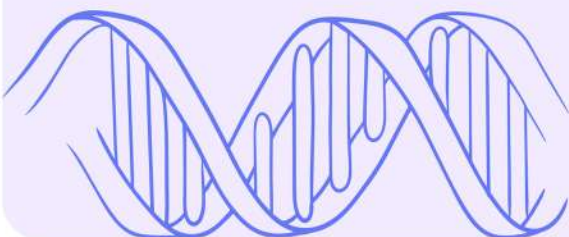

- 1.** Beginners to advanced Bioinformatics
  - 2.** Linux, Cloud Computing and its application in CADD
  - 3.** Python and its application in CADD Techniques
  - 4.** R and its application in CADD Techniques
  - 5.** Computer Aided Drug Designing (CADD)
  - 6.** HR Session
  - 7.** Machine Learning in Drug Designing
  - 8.** Research Project CADD 2 month
-



# **MODULE 1:**

## **BEGINNERS TO ADVANCED BIOINFORMATICS**

- Introduction to Bioinformatics
- NCBI Database Overview
- Genbank Database Practical Exercises
- UCSC Genome Browser Overview
- UCSC Genome Browser Hands-on Exercises
- Pubmed Database Introduction
- Clinvar Database Overview
- KEGG Database Overview and Exercises
- Protein Databases Overview
- Protein Data Bank (PDB) Overview
- Online BLAST Introduction and Exercises
- Standalone BLAST Setup and Initial Exercises
- Standalone BLAST Advanced Exercises
- Multiple Sequence Alignment with ClustalW
- Multiple Sequence Alignment with MEGA



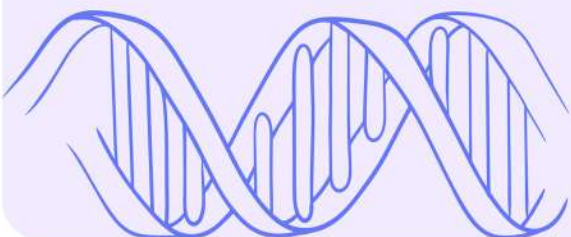




## **MODULE 2:**

# **LINUX, CLOUD COMPUTING AND ITS APPLICATION IN CADD**

- Linux overview and significance
- File and directory operations (create, copy, move, delete)
- Text file editing and creation
- Process management (introduction and termination)
- Basic networking and ownership overview
- Conclusion and further resources
- Basics of Cloud technology (AWS)
- Basics of Pipeline Engineering





## **MODULE 3:**

# **PYTHON AND ITS APPLICATION IN CADD TECHNIQUES**

### **3.1. Python Programming**

- Introduction to Python language
- Role of Programming in Bioinformatics
- Installation of Python on various platforms
- Installation of IDE
- Print function
- Comments
- User input
- Command line arguments
- Data types
- Variables and rules to create a variable
- In-built functions of python
- Slicing and indexing in String
- String and data formatting
- Control statements (if -else, If -elif-else, for loop, etc)
- Python data structure (List, Set, Tuple, etc)
- Methods of data structures
- Function introduction & its requirement
- Exception Handling, File Handling & Pandas Library







### 3.2. Biopython

- Introduction to Biopython
- Installation of Biopython
- Conversion of a string into a biological sequence
- Obtaining complement, reverse complement, transcribe, reverse transcribe, and translation from a sequence
- Finding GC content from a sequence
- SeqIO object:
- Reading various biological file formats such as Fasta and GenBank
- Analysis of fasta sequences
- Finding GC content of a fasta file containing multiple sequences and storing the data in a file
- Converting a GenBank file into fasta format
- Accessing NCBI's Entrez databases: Entrez Guidelines (EInfo, ESearch, etc)





## MODULE 4:

# R AND ITS APPLICATION IN CADD TECHNIQUES

### 4.1. R Programming

- Introduction to the R language
- Importance of R in Bioinformatics
- Installation of R
- Installation of IDE (R studio)
- Print, cut, and paste functions
- Comments
- Variables
- Data types
- Functions of math
- Operators
- Installation of packages
- String formatting
- Learning Control Statements (if -else, while loop, break, etc.)
- R Data Structures (Lists, Vectors, Arrays, etc)
- File Handling & User-Defined Functions

```
lendar  
th  
tz  
, base64  
  
missionExtensionOnly  
  
.route('/get/type_w  
type_wise_program(se  
f len(kwargs['types  
return "None"  
  
types = kwargs['type  
rogram_list = []  
omain = []  
  
f types == 'local_b  
domain = [('cour  
lif types == 'local  
domain = [('cour  
lif types == 'local  
domain = [('cour  
lif types == 'local  
domain = [('cour  
lif types == 'inter  
domain = [('cour  
lif types == 'inter  
domain = [('cour  
omain.append(('stat  
mission_register_  
admission_register_  
for pro
```







## 4.2. Introduction to Bioconductor

- Bioconductor package installation
- Sequence analysis
- Basics of seqinr package
- Import and export FASTA sequences
- Reverse complement
- GC content
- Retrieving genbank and fasta files from NCBI
- Statistical study for Analysis (z-test, t-test, etc)
- Plot generation for data visualization (box plot, PCA plot, Heatmap, Volcano Plot)





## **MODULE 5:**

# **COMPUTER AIDED DRUG DESIGN (CADD)**

- **Introduction to Drug Discovery and Computer Aided Drug Design**
  - Overview of drug discovery process
  - Role of computational methods
  - Hands-on: Introduction to ChemDraw or ChemSketch for chemical structure visualization.
- **Molecular Biology Fundamentals for Drug Design**
  - Biomolecules and their properties
  - Structure of proteins and ligands
  - Hands-on: Utilize PyMOL or Swiss PdbViewer for protein structure visualization.
- **Molecular Modeling Techniques**
  - Molecular visualization tools
  - Molecular mechanics and dynamics simulations
  - Hands-on: Use PyMOL, UCSF Chimera, or VMD for molecular visualization.
- **Chemical Informatics and Virtual Screening**
  - Chemical databases and data mining
  - Ligand and structure-based virtual screening
  - Hands-on: Explore tools like PubChem for chemical data and Autodock Vina for virtual screening





## MODULE 6:

# MACHINE LEARNING IN DRUG DESIGN



- **Introduction to Machine Learning**
  - Basics of machine learning
  - Supervised, unsupervised, and reinforcement learning
  - Hands-on: Learn the basics with the scikit-learn library in Python.
- **Data Preprocessing for Drug Design**
  - Data cleaning and feature selection
  - Handling molecular data
  - Hands-on: Use Pandas and NumPy for data preprocessing.
- **Machine Learning Models for Drug Design**
  - Regression and classification algorithms
  - Deep learning in drug discovery
  - Hands-on: Implement machine learning models using scikit-learn and TensorFlow/Keras.
- **Applications of Machine Learning in Drug Design**
  - Predicting drug-target interactions
  - QSAR modeling
  - Hands-on: Apply machine learning to real datasets with RDKit and Cheminformatics.
- **Drug Optimization and Lead Identification**
  - Structure-activity relationship (SAR) analysis
  - De novo drug design using ML
  - Hands-on: Use RDKit for SAR analysis and explore de novo design tools





## *Program Structure*

- Duration: 6 months
- Coursework: 4 months
- Project: 2 months

## Gain expertise in CADD techniques

### 4 Months of In-Depth Learning

- Molecular modeling
- Virtual screening
- Drug-target interaction analysis
- Pharmacokinetics and pharmacodynamics

### 2 Months of Real-World Application

- Collaborate on a cutting-edge research project.
- Apply acquired skills to solve industry challenges.
- Gain hands-on experience with CADD.
- Work closely with mentors and industry professionals.

**HR Session:** Aligning career aspirations with our 6-month CADD course for skill development and growth.

---





## FREQUENTLY ASKED QUESTIONS

**Q: Are these courses suitable for those new to the field without prior experience?**

A: Yes, our courses are designed to cater to beginners with no prior experience in the field. We provide foundational content suitable for all skill levels.

**Q: Will I receive a certification upon completing the course?**

A: Absolutely, a digital certificate will be awarded upon course completion. You'll receive this certificate via email.

**Q: Do the courses include practical projects and research opportunities?**

A: Certainly, our courses incorporate practical projects and research opportunities to ensure hands-on learning and the practical application of acquired knowledge.

**Q: Can I access class recordings if I miss a class?**

A: Yes, class recordings are available. We'll send you the recording link via email if you miss a class, typically on the day following the live session.

**Q: Can I continue to access course materials and resources after finishing the course?**

A: Absolutely, you'll retain access to course materials and resources even after completing the course. These materials will be shared with you via email or WhatsApp.

---



## **TERMS AND CONDITIONS**

- Maintaining Discipline during the Tenure.
  - It is mandatory to maintain 85% attendance for all students.
  - Students must maintain an average 'A2' grade throughout their training period.
  - Project completion is a must for research.
-







Need more insight & support?

# CONTACT US!



602/e, W No 3, G/f, L/side, Seqno-m, H 3/727 Gadaipur New Delhi,  
South-West Delhi-110030.

 +91 7289003396

 [www.dromicsedu.com](http://www.dromicsedu.com)

*Thank you!*



**Dr. Omics Labs**  
The Doctor of your DNA

OUR CERTIFICATIONS & GRANTS

